

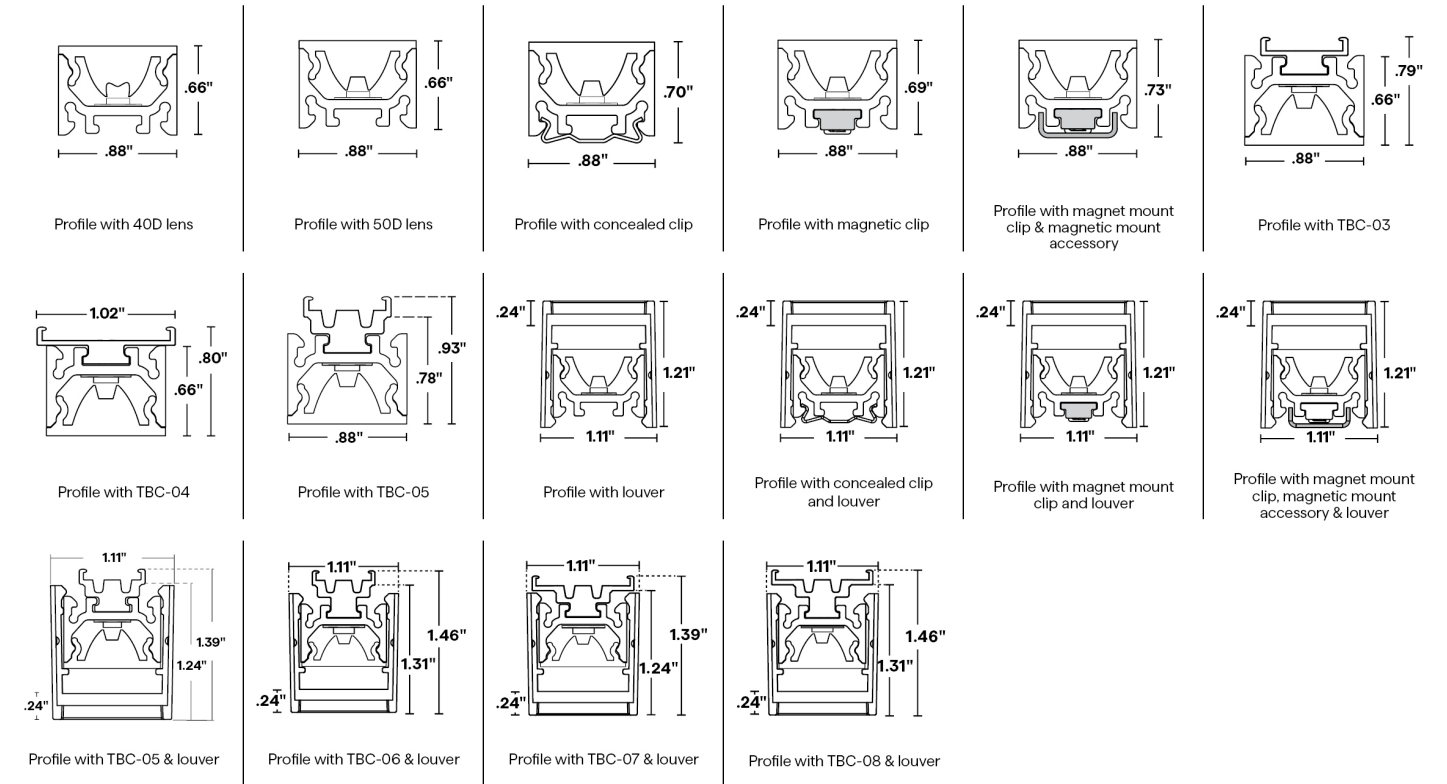




# VERS-OPTICS (05) STATIC COLOR

24VDC Linear Fixtures - Surface & Recessed

## 1 PRODUCT - DIMENSIONS



## 2 DELIVERED LUMENS

[Calculated L70 = 50000 hrs]  
Tested with VERS-05-SC-5.0-\*\*-DRY

	Red		Green		Blue		Amber	
	LM/FT	Wavelength	LM/FT	Wavelength	LM/FT	Wavelength	LM/FT	Wavelength
40D	115	635	571	519	131	467	85	596
50D	122	634	584	519	132	467	92	595

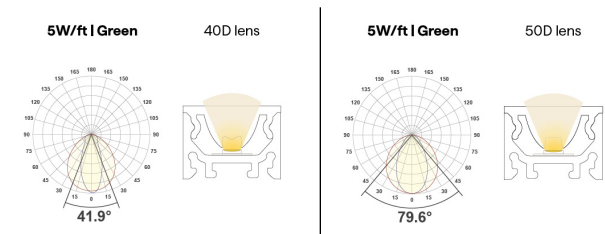
## 5 DIODE VISIBILITY



Optical lens

## PHOTOMETRIC PERFORMANCE

Nominal beam spread shown, beam spread varies based on light engine. For more detailed information, see photometric data.





# VERS-OPTICS (05) STATIC COLOR

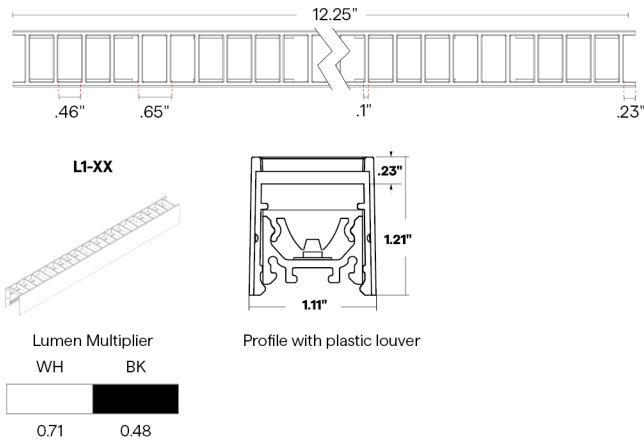
24VDC Linear Fixtures - Surface & Recessed

## TEMPERATURE RATINGS

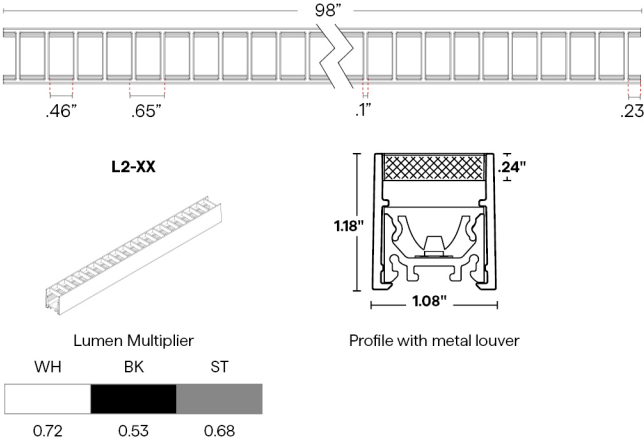
		5.0 W/FT	
		Min	Max
DRY	Ambient Operating Temp - Surface	-4°F	125°F

## 6 EXTERNAL LOUVER

PLASTIC

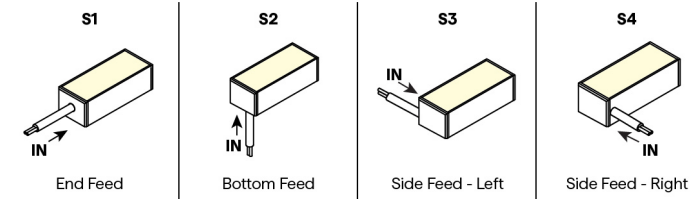


METAL

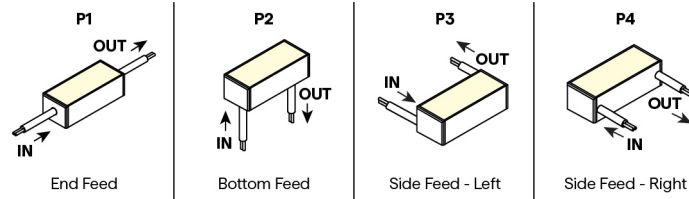


## 7 WIRE INPUT/OUTPUT

SINGLE (Input only)



PASS THROUGH (Input/Output)





# VERS-OPTICS (05) STATIC COLOR

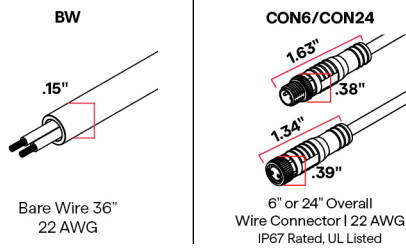
24VDC Linear Fixtures - Surface & Recessed

## CONFIGURATION OPTIONS



## 8 / 9 CONNECTOR/WIRE - IN/OUT

Connector/Wire In or Out not needed to specify product.



## 10 WIRE COLOR



## 12 MOUNTING

<p><b>CC</b> (CC-01)</p> <p>Concealed Clip</p> <p>2 pieces of hardware provided for 4' or less; 4 pieces of hardware provided for greater than 4'</p> <p>To order separately use CC-01 (sold in pairs)</p> <p>Each clips comes with a #4 x 5/8\" Flat Head screw.</p>	<p><b>CC</b> (CC-02)</p> <p>Louver Concealed Clip Required if L1 or L2 Louver is selected</p> <p>2 pieces of hardware provided for 4' or less; 4 pieces of hardware provided for greater than 4'</p> <p>To order separately use CC-02 (sold in pairs)</p> <p>Each clips comes with a #4 x 5/8\" Flat Head screw.</p>	<p><b>MG</b></p> <p>Magnet Clip</p> <p>One MG provided per foot</p> <p>To order separately use MG-02</p>	<p><b>MMA-02</b></p> <p>Magnet Mount Accessory for MG-02</p> <p>Sold separately, to order use MMA-02</p> <p>Each clip comes with a #6 Flat Screw</p> <p>Required when mounting to a non-magnetic surface</p>	<p><b>TBC-03</b></p> <p>Plastic T-Bar Clip</p> <p>Use on 9/16\" Flat Drop Ceiling</p> <p>2 clips provided for first 12\"; 1 clip provided for each additional 12\" or less length. 1 T-Bar Mounting Jig included with each fixture.</p> <p>To order separately use TBC-03</p> <p>Each pair of clips comes with M2.5 x 4mm set screw and Allen key</p>
---	--	--	--	---



# VERS-OPTICS (05) STATIC COLOR

## 24VDC Linear Fixtures - Surface & Recessed

### MOUNTING CONTINUED

<p><b>TBC-04</b></p>  <p>Plastic T-Bar Clip</p> <p>Use on 15/16" Flat or Tegular Drop Ceiling</p> <p>2 clips provided for first 12"; 1 clip provided for each additional 12" or less length. 1 T-Bar Mounting Jig included with each fixture.</p> <p>To order separately use TBC-04</p> <p>Each pair of clips comes with M2.5 x 4mm set screw and Allen key</p>	<p><b>TBC-05</b></p>  <p>Plastic T-Bar Clip</p> <p>Use on 9/16" Tegular Drop Ceiling</p> <p>2 clips provided for first 12"; 1 clip provided for each additional 12" or less length. 1 T-Bar Mounting Jig included with each fixture.</p> <p>To order separately use TBC-05</p> <p>Each pair of clips comes with M2.5 x 4mm set screw and Allen key</p>	<p><b>TBC-06</b></p>  <p>Plastic T-Bar Clip</p> <p>Use with Louver on 9/16" Tegular Drop Ceiling</p> <p>2 clips provided for first 12"; 1 clip provided for each additional 12" or less length. 1 T-Bar Mounting Jig included with each fixture.</p> <p>To order separately use TBC-06</p> <p>Each pair of clips comes with M2.5 x 4mm set screw and Allen key</p>	<p><b>TBC-07</b></p>  <p>Plastic T-Bar Clip</p> <p>Use with Louver on 15/16" Flat Drop Ceiling</p> <p>2 clips provided for first 12"; 1 clip provided for each additional 12" or less length. 1 T-Bar Mounting Jig included with each fixture.</p> <p>To order separately use TBC-07</p> <p>Each pair of clips comes with M2.5 x 4mm set screw and Allen key</p>	<p><b>TBC-08</b></p>  <p>Plastic T-Bar Clip</p> <p>Use with Louver on 15/16" Tegular Drop Ceiling</p> <p>2 clips provided for first 12"; 1 clip provided for each additional 12" or less length. 1 T-Bar Mounting Jig included with each fixture.</p> <p>To order separately use TBC-08</p> <p>Each pair of clips comes with M2.5 x 4mm set screw and Allen key</p>
--	---	---	---	--

### 13 FINISH

	Satin
	Black
	Bronze
	White

Custom finishes require a longer lead time, consult factory

### 15 EXACT/OPTIMAL FIXTURE LENGTH

Exact fixtures are the exact length specified. Optimal fixtures' length is rounded down based on LED cut points to allow the fixture to be illuminated end to end. For runs with multiple fixtures that need to fill a specific length, it's recommended to order all optimal fixtures with an exact fixture at the end of the run.





# VERS-OPTICS (05) STATIC COLOR

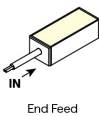
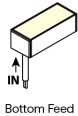
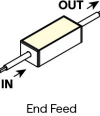
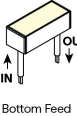
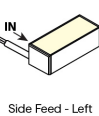
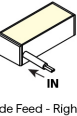
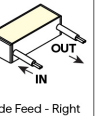
24VDC Linear Fixtures - Surface & Recessed

## SC DRY LENGTHS BY INCH

### EXACT LENGTH

Requested Length	Potential dim spot on either end of a S1 fixture 
12"	1"
13"	0.5"
14"	1"
15"	0.5"
16"	1"
17"	0.5"
18"	1"
19"	0.5"
20"	1"
21"	0.5"
22"	1"
23"	0.5"
24"	1"
36"	1"
48"	1"
60"	1"
72"	1"
84"	1"
96"	1"

### OPTIMAL LENGTH

Requested Nominal Length	S1 & S2  End Feed	S2  Bottom Feed	P1 & P2  End Feed	P2  Bottom Feed	S3 & S4  Side Feed - Left	S4  Side Feed - Right	P3 & P4  Side Feed - Left	P4  Side Feed - Right
12"	10.49"		10.74"		10.34"		10.44"	
13"	12.49"		12.74"		12.34"		12.44"	
14"	12.49"		12.74"		12.34"		12.44"	
15"	14.49"		14.74"		14.34"		14.44"	
16"	14.49"		14.74"		14.34"		14.44"	
17"	16.49"		16.74"		16.34"		16.44"	
18"	16.49"		16.74"		16.34"		16.44"	
19"	18.49"		18.74"		18.34"		18.44"	
20"	18.49"		18.74"		18.34"		18.44"	
21"	20.49"		20.74"		20.34"		20.44"	
22"	20.49"		20.74"		20.34"		20.44"	
23"	22.49"		22.74"		22.34"		22.44"	
24"	22.49"		22.74"		22.34"		22.44"	
36"	34.49"		34.74"		34.34"		34.44"	
48"	46.49"		46.74"		46.34"		46.44"	
60"	58.49"		58.74"		58.34"		58.44"	
72"	70.49"		70.74"		70.34"		70.44"	
84"	82.49"		82.74"		82.34"		82.44"	
96"	94.49"		94.74"		94.34"		94.44"	

## COMPATIBLE POWER SUPPLIES

See power supplies cut sheets for more information. Data subject to change, all data has +/- 5% tolerance.

DIM TO LEVEL	INDOOR
	SC
Dim to Black	Q6M-DC+CAP QTM-DC+CAP iQ-PH+QD1
0.1%	QT-CAB-QZ-PH/0-10V QT-CAB-eLED+0-10V QT-CAB-eLED+0-10V-AWN QT-CAB-eLED+DALI-DT6 QT-CAB-eLED+DALI-DT6-AWN QTM-eLED+0-10V QTM-eLED+0-10V-AWN QTM-eLED+DALI-DT6 QTM-eLED+DALI-DT6-AWN QZ-BOWTIE+DIMMER QZ-DMX QZ-PH/0-10V QZ-STICK-PH/0-10V QZLP
1%	QTM-eLED(E) QZ-DALI-DT6
10%	Non-Dim Power Supply with SW App Dongle












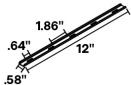


# VERS-OPTICS (05) STATIC COLOR

24VDC Linear Fixtures - Surface & Recessed

DIMMING PROTOCOL	INDOOR
	SC
Non-Dim	QT-CAB-eLED-ND QTM-eLED-ND QZ-ND
Phase	Q6M-DC+CAP QT-CAB-QZ-PH/0-10V QTM-DC+CAP QTM-eLED(E) QZ-BOWTIE+DIMMER QZ-PH/0-10V QZ-STICK-PH/0-10V QZLP iQ-PH+QD1
0-10V	QT-CAB-QZ-PH/0-10V QT-CAB-eLED+0-10V QT-CAB-eLED+0-10V-AWN QTM-eLED+0-10V QTM-eLED+0-10V-AWN QZ-PH/0-10V QZ-STICK-PH/0-10V QZLP
Lutron Athena	QT-CAB-eLED+0-10V-AWN QT-CAB-eLED+DALI-DT6-AWN QTM-eLED+0-10V-AWN QTM-eLED+DALI-DT6-AWN
ECO System	QTM-eLED(E)
DMX	QZ-DMX
DALI-2: DT6	QT-CAB-eLED+DALI-DT6 QT-CAB-eLED+DALI-DT6-AWN QTM-eLED+DALI-DT6 QTM-eLED+DALI-DT6-AWN QZ-DALI-DT6
SCENE App Dimmed	Non-Dim Power Supply with SW App Dongle

## COMPATIBLE MOUNTING ACCESSORIES

<b>HINGE - HMB-M</b>  1.41" .71" Adjustable mounting bracket - Medium	<b>HINGE - HMB-L</b>  1.46" 1.29" Adjustable mounting bracket - Large	<b>HINGE - HMB-XL</b>  4" 1.46" Adjustable mounting bracket - XLarge	<b>Q-PIVOT</b>  .75" 1.03" Small mounting accessory	<b>Q-ANGLE</b>  2.23" 1.38" Adjustable mounting accessory	<b>NJ-LARGE</b>  J Mounting Bracket	<b>NU-LARGE</b>  U Mounting Bracket	<b>SD-J-LARGE</b>  J Mounting Bracket	<b>BL-LARGE</b>  Backwards L Mounting Bracket	<b>NL-LARGE</b>  L Mounting Bracket
<b>SD-L-LARGE</b>  L Mounting Bracket	<b>MMA-02</b>  1.86" 12" .64" .58" Magnet Mount Accessory for MG-02								



# VERS-OPTICS (05) STATIC COLOR

24VDC Linear Fixtures - Surface & Recessed

## COMPATIBLE WIRING ACCESSORIES

<b>Q-mini-J</b>  UL Listed, miniature junction box, DRY/DMP (WET rated with silicone)	<b>Q-mini-J5</b>  UL Listed, miniature junction box, DRY/DMP (WET rated with silicone)	<b>CON120-EXT</b>  10ft Con cable extender DRY/DMP/WET	<b>CON FOUR-FER</b>  Splits lead from one to four LED Con connectors DRY/DMP/WET	<b>CON M - BARREL F</b>  Male con to barrel cable adaptor DRY/DMP
--	---	--	--	---

## COMPATIBLE APPS

**NFC APP**  
  
Read and write DMX addresses and adjust voltage